



Shep-O-Gram

German Shepherd Dog Club of Minneapolis/St Paul

March 2020

Shep-O-Gram

Editor Julie Swinland

651-457-5459

Blackforestgsd@msn.com

GSDC MSP Officers

President Mike Metz

651-489-7467

lindenhillgsd@comcast.net

Vice President

Julie Swinland

651-457-5459

Blackforestgsd@msn.com

Secretary Kim Morris

651-270-2351

kmorris4369@hotmail.com

Treasurer Laura Meyer

651-451-4013

Blcmeyer920@msn.com

Board members

Ann Jeddelloh

Jen Johnston

Laura Herweyer-Newland

Training Director

Position Open



Happy St. Patrick's Day!

I forgot to mention that Sheila Metz took over organizing the banquet this year and Ann Jeddelloh helped. Thank you to Sheila and Ann! I am sure many others helped including Mada, who always gets our plaques and bars ordered and the program printed. I ordered the New Title ribbons and Taylor ordered the big sparkly Dog of the Year awards. It takes a village as we all know.

We are facing a pandemic now and need to keep track of what events may be cancelled or rescheduled. We went ahead with our Barn Hunt/ Dock Diving Day and it was a success! I have a few pictures on page 2 and a short description of the event and additional pictures on Page 14. The dogs and their humans enjoyed it a lot. We might schedule another event like that in the future.

At this time our Agility trials coming up are still being held with some accommodations to make it safer for all. Rhonda and Mike Teh have some great ideas about how to limit the number of people in the building at any one time to minimize the possibility of any virus problems.

There are two Fridays in April when the Animal Inn is not available so we are moving the April membership meeting to the 24th.

The practice for the AKC Temperament Test is being moved to May 22nd.

At this time, we still plan to hold Rally and Conformation classes on Fridays. Please watch the Club web site, FaceBook Page and messages

from the club secretary for updates in case things change.

We have many other events coming up and I hear that people don't all really understand what they are. So I will include more information in this issue to help clarify everything.

I hope you are all well and have enough water and toilet paper. Please let the club know if there is someone in need of help, we may be able to provide.

Julie Swinland

Index

Page 1 Editorial

Page 2 Barn Hunt/Dock Diving

Page 3-9 Events Coming Up

Page 10 Peanut Butter Warning &

Tips From Ron Halling

Page 11 Herding Fun Day and Scent Work Trial

Page 12 Fun Day

Page 13 GSDCMSP Specialty and Soggy

Page 14 More Barn Hunt/Dock Diving Pictures

Page 15 Membership Applications

Page 16 Event Calendar & Training Schedule, Litter Announcement


April 24 - Membership Meeting - 8:00 pm Animal Inn

Barn Hunt/Dock Diving March 14

We had 8 intrepid souls and 10 dogs participate in the Barn Hunt/Dock Diving event at For the Love of Dogs in Mendota Heights. While a few tried the dock diving experience, the rest were introduced to the rats. David Mielke came to help out.

We started with the dogs seeing and smelling rats in a semi-clear plastic box that had grills allowing scent to come through. Following that a rat was placed in a tube which had air holes and the dogs were encouraged to sniff the tube. Then there were 3 tubes, one of which had a rat. Then we moved on to three tubes and the one containing a rat was set aside so the dog had to find it.

Finally we took the dogs into an enclosure and they were encouraged to search one of four piles of straw bales to find the rat-containing tube and the final step was to let the dogs loose to find the correct straw bale with the rat tube.



Paul Schumack and Belle with the initial introduction to rats.




Carol Ouhl and Red investigate the rat box.



Kim Morris and Jax look for the rat tube.



Diane Blasius-Brown and Connie Halfen encourage their dogs to jump into the water.



Jinny Bailey and Skittles.

Events coming up

We have many events coming up that may be confusing. Farm Dog, Barn Hunt and herding trials all might sound the same. Various temperament tests, can get confusing. Hopefully the next few pages will help.

There is the **Herding Fun Day, May 24** at Polly Simpson's Farm in New Richmond

This Fun Day is designed to give you and your dog an introduction to sheep. You bring your dog and Phyllis Clark, a professional herding handler, will take the dog on a long rope into a pen with some sheep and let the dog get to see what sheep are all about. Some dogs really don't care. Some dogs think that it may be meals on hooves. Phyllis will keep the dog at a safe distance from the sheep and we have never had an injury during our fun days. The dog is worked in both directions and learns to stop and proceed when asked. Each dog gets several chances to work with the sheep. This is a good way to start your dog and see him/her use the instincts that have been bred into the breed. It can be helpful before participating in the AKC Herding Instinct Test which we offer at our herding trials in September. Passing the Herding Instinct test twice under different judges earns the dog the HIT (Herding Instinct Tested) title.

Then we have the **GSDCA temperament test** and the AKC temperament test.

At our Conformation Specialty show May 29-31, on May 31 we will be holding the GSDCA temperament test. This is not an AKC test but is required for certain titles that the GSDCA gives out such as the AOE, Award of Excellence.

The elements of the GSDCA Temperament test are as follows:

Behavior Toward Strangers: objective to measure the dog's reaction to strangers in a non-threatening situation.

Neutral Stranger: This test is to simulate a typical street situation. The stranger will carry on a conversation with you, but will not make overtures to the dog.

Friendly Stranger: The stranger will make overtures to the dog and will touch the dog and handler as well.

Reaction To Aural Stimuli (Noise): objective to measure alertness to aural stimuli and the degree of investigative behavior toward the stimuli.

Can-rattling: After the rattling begins, the dog is allowed to approach the blind to investigate the source of the noise. As the dog comes around the blind to discover the source of the noise and investigate the can, the dog is given 20 seconds to make a close inspection. DOG MAY BE ENCOURAGED by the using phrases like "what's that?" or "find it".

Gun Test: If the dog turns and/or moves toward the sound when the gun is shot, the handler may follow. The dog may be encouraged as in the can-rattling test.

Reaction To Visual Stimuli: Objective to measure the dog's reaction to sudden visual stimuli, degree of investigative behavior and startle recovery.

Umbrella Test: Handler and dog proceed toward the assistant sitting and when the dog is about 3' (no closer) from the tip of the umbrella, it will be opened directly toward the dog. The open umbrella is then lowered and rested on the ground while the assistant retains the handle in his hand. The dog is allowed to move forward (with encouragement if necessary) to investigate the umbrella. It is the recovery that is judged.

Footing Test: objective to measure the dog's reaction to unusual footing. Handler and dog approach a strip of polyethylene and proceed directly across an exercise pen laid flat on the ground.

Aggressive Stranger: objective to measure the dog's capacity to recognize and react in a positive, guarding manner to a potentially threatening situation and, in the event of a threat, to react in an aggressive, confident manner.

Events continued

The German Shepherd Fun Day is June 14th and includes many tests and activities open to German Shepherds only.

Let's discuss the tests at Fun Day:

AKC Temperament Test or ATT

Farm Dog

CGC/CGCA (Canine Good Citizen and Canine Good Citizen Advanced)

Trick Dog

Therapy Dog TDI

AKC Temperament Test or ATT

The AKC Temperament Test is not accepted for the special GSDCA awards but is an AKC certification. You have to pass twice under two different judges. We will have two judges/tests at Fun Day.

Here are the possible elements for the ATT:

SOCIAL (do this section first)

S1. Greets handler, pets dog

S2. Evaluator approaches, brief exam

S3. Approach standing person who pets dog

S4. Person approaches (carrying item), pets dog

AUDITORY

A1. Shake large plastic bottle w/coins

A2. Vacuum cleaner (hand held)

A3. Loud whistle

A4. Bike horn (bulb)

VISUAL

V1. Umbrella opened (REQUIRED)

V2. Roller bag, wagon, crate dolly, cooler

V3. Streamers on stick

V4. Shake hand towel

TACTILE

T1. Walks on wire grate (REQUIRED)

T2. Plastic tarp

T3. Plastic lattice over memory foam

T4. Pegboard over air mattress

PROPRIOCEPTIVE (motion, position)

P1. Cavaletti (pvc ladder or low bars)

P2. Intersecting hoops (8)

P3. Low teeter

P4. Up and over low platform (e.g., Klimb TM)

UNEXPECTED STIMULUS

U1. Approach, carries large box & objects

U2. Approach, drops chair

U3. Uses walker, crutches, or wheelchair

U4. Approach briskly - unusual clothing

We plan to hold a practice for the AKC Temperament Test after Rally at about 7:30 on May 22

Some possible Test elements



Farm Dog Test elements

- 1) GREET JUDGE – INITIAL DOG APPRAISAL• The handler approaches the Judge with the dog at side on a loose lead. • The dog may stand, sit or down at the handler's side on a loose lead while the Judge performs introduction.
- 2) PERFORM A WALKING PATTERN AROUND FARM ENVIRONMENT / PASSIVE STRANGER• The handler walks the dog on a loose lead through a prescribed pattern (minimum of 200 feet) around a number of objects. As the facility permits – the marked path should guide the handler and the dog safely around farm equipment, through barn aisles, by stacks of feed, etc. • A passive stranger should be sitting quietly approximately 20 feet away from the path of the dog. • Livestock and gates should be avoided at this stage. The dog must remain on a loose lead, and willingly follow the handler throughout the pattern.
- 3) JUMP ON HAY/STRAW BALE• The handler approaches a hay/straw bale or a safe pile of sacks of grain/feed with the dog on a loose lead and instructs the dog to jump up on the bale of hay. The dog may stand, sit or down until the Judge instructs the handler to allow the dog to jump off of the hay bale. • The Judge shall determine length of stay (minimum of 10 seconds) until satisfied that the dog is comfortable with the exercise. Chapter 9, Section 3
- 4) WALK BY FARM ANIMALS• The handler walks the dog on a loose lead in view of penned farm animal(s) approximately 30 feet away from the fence line housing the farm animals. The dog is not expected or encouraged to engage with livestock and should pay no undue attention to the animal(s) at this distance. • Any animal routinely found on a farm is suitable, cow, pig, sheep, horse, chickens, ducks etc. All livestock must be penned or fenced in a manner to ensure safety from any uncontrolled dogs. • Allows for the Judge to evaluate the dog's initial response to livestock.
- 5) WALK OVER OR THROUGH UNUSUAL SURFACES • The handler walks the dog over or through three different unusual surfaces. • One surface shall be a piece of plastic that is a minimum of 8 feet long and 4 feet wide, such as a polyethylene tarp or clear plastic in good condition. • A second surface shall be a wood surface that is a minimum of 8 feet long and 4 feet wide, such as a sheet of plywood or wood flooring that is lying flat on the ground. • A third option shall represent typical rural terrain and can include such examples as safe metal or wire grating lying flat on the ground, mud, water, or jump over a series of three logs that are a minimum 4" diameter which are placed 3 feet apart. If mud or water is used, the dog, at a minimum, must place all four feet in the mud/water. Surfaces should not present any risk of injury to the dog or handler.
- 6) SUPERVISED SEPARATION• The handler places the dog in a free standing kennel or dog crate, removes the leash and walks out of sight for a minimum of 1 minute. • The dog may move around within the space allotted but should not continually bark, whine, or pace unnecessarily, or exhibit any behavior greater than mild agitation or nervousness.
- 7) PASS THROUGH A GATE• The handler approaches a designated gate with the dog on a lead. The handler instructs the dog to stay in position while the handler opens the gate (the dog may stand, sit or down). The handler opens the gate away from the dog, passes through and calls the dog through the gateway. The handler then instructs the dog to stay as the gate is closed. • At no time should the dog impede the handler in opening and closing the gate. • The gate should function properly, be simple to operate, and present no safety hazard to the dog or the handler
- 8) HANDLER FEEDS LIVESTOCK• The handler performs a farm chore of feeding farm animals. At no time will the handler or the dog enter an enclosure or have direct contact with the animals(s). All feeding of livestock shall be over or through a fence or enclosure. • The handler approaches the animal enclosure with the dog at side on a loose lead. Approximately 30 feet from the enclosure, the handler ties/stakes the dog in a designated area. The dog must be wearing a secure, flat collar. The handler instructs the dog to stay and proceeds to complete the chore of feeding the animals before returning to the dog



Canine Good Citizen

Test Items

As you go through the skills, the evaluator may use more formal language (it is a test after all). Below are how evaluators commonly refer to the skills in the testing environment – but don't worry about the more formal language. They're still the same 10 behaviors you've been working on together, just in a uniform way so CGC dogs from California to Connecticut all know they're being evaluated in the same fashion.

Once you pass your CGC test, you can send in the paperwork provided by your evaluator to the AKC for your official title and certification!

Test 1: Accepting a friendly stranger

This test demonstrates that the dog will allow a friendly stranger to approach it and speak to the handler in a natural, everyday situation. The evaluator walks up to the dog and handler and greets the handler in a friendly manner, ignoring the dog. The evaluator and handler shake hands and exchange pleasantries. The dog must show no sign of resentment or shyness.

Test 2: Sitting politely for petting

This test demonstrates that the dog will allow a friendly stranger to touch it while it is out with its handler. With the dog sitting at the handler's side, to begin the exercise, the evaluator pets the dog on the head and body. The handler may talk to his or her dog throughout the exercise. The dog may stand in place as it is petted. The dog must not show shyness or resentment.

Test 3: Appearance and grooming

This practical test demonstrates that the dog will welcome being groomed and examined and will permit someone, such as a veterinarian, groomer or friend of the owner, to do so. It also demonstrates the owner's care, concern and sense of responsibility. The evaluator inspects the dog to determine if it is clean and groomed. The dog must appear to be in healthy condition (i.e., proper weight, clean, healthy and alert). The handler should supply the comb or brush commonly used on the dog. The evaluator then softly combs or brushes the dog, and in a natural manner, lightly examines the ears and gently picks up each front foot. It is not necessary for the dog to hold a specific position during the examination, and the handler may talk to the dog, praise it and give encouragement throughout.

Test 4: Out for a walk (walking on a loose lead)

This test demonstrates that the handler is in control of the dog. The dog may be on either side of the handler. The dog's position should leave no doubt that the dog is attentive to the handler and is responding to the handler's movements and changes of direction. The dog need not be perfectly aligned with the handler and need not sit when the handler stops. The evaluator may use a pre-plotted course or may direct the handler/dog team by issuing instructions or commands. In either case, there should be a right turn, left turn, and an about turn with at least one stop in between and another at the end. The handler may talk to the dog along the way, praise the dog, or give commands in a normal tone of voice. The handler may sit the dog at the halts if desired. Read More: [How to Train a Puppy to Walk on a Leash](#)

Test 5: Walking through a crowd

This test demonstrates that the dog can move about politely in pedestrian traffic and is under control in public places. The dog and handler walk around and pass close to several people (at least three). The dog may show some interest in the strangers but should continue to walk with the handler, without evidence of over-

Events continued- Canine Good Citizen

exuberance, shyness or resentment. The handler may talk to the dog and encourage or praise the dog throughout the test. The dog should not jump on people in the crowd or strain on the leash.

Test 6: Sit and down on command and Staying in place

This test demonstrates that the dog has training, will respond to the handler's commands to sit and down and will remain in the place commanded by the handler (sit or down position, whichever the handler prefers). The dog must do sit AND down on command, then the owner chooses the position for leaving the dog in the stay. Prior to this test, the dog's leash is replaced with a line 20 feet long. The handler may take a reasonable amount of time and use more than one command to get the dog to sit and then down. The evaluator must determine if the dog has responded to the handler's commands. The handler may not force the dog into position but may touch the dog to offer gentle guidance. When instructed by the evaluator, the handler tells the dog to stay and walks forward the length of the line, turns and returns to the dog at a natural pace. The dog must remain in the place in which it was left (it may change position) until the evaluator instructs the handler to release the dog. The dog may be released from the front or the side.

Test 7: Coming when called

This test demonstrates that the dog will come when called by the handler. The handler will walk 10 feet from the dog, turn to face the dog, and call the dog. The handler may use encouragement to get the dog to come. Handlers may choose to tell dogs to "stay" or "wait" or they may simply walk away, giving no instructions to the dog.

Test 8: Reaction to another dog

This test demonstrates that the dog can behave politely around other dogs. Two handlers and their dogs approach each other from a distance of about 20 feet, stop, shake hands and exchange pleasantries, and continue on for about 10 feet. The dogs should show no more than casual interest in each other. Neither dog should go to the other dog or its handler.

Test 9: Reaction to distraction

This test demonstrates that the dog is confident at all times when faced with common distracting situations. The evaluator will select and present two distractions. Examples of distractions include dropping a chair, rolling a crate dolly past the dog, having a jogger run in front of the dog, or dropping a crutch or cane. The dog may express natural interest and curiosity and/or may appear slightly startled but should not panic, try to run away, show aggressiveness, or bark. The handler may talk to the dog and encourage or praise it throughout the exercise.

Test 10: Supervised separation

This test demonstrates that a dog can be left with a trusted person, if necessary, and will maintain training and good manners. Evaluators are encouraged to say something like, "Would you like me to watch your dog?" and then take hold of the dog's leash. The owner will go out of sight for three minutes. The dog does not have to stay in position but should not continually bark, whine, or pace unnecessarily, or show anything stronger than mild agitation or nervousness. Evaluators may talk to the dog but should not engage in excessive talking, petting, or management attempts (e.g. "there, there, it's alright").



Canine Good Citizen Advanced also called Community Canine

To earn the CGCA title, the dog must:

be registered or listed with AKC (AKC number, PAL, or AKC Canine Partners number) and, already have a Canine Good Citizen award/title on record.

Dogs must pass all 10 items of the test to receive the CGCA title.

- Dog stands, sits or lies down and waits under control while the owner:

sits at the registration table and fills out paperwork, or,
if the test is done in the community, dog waits while the owner sits and has a snack or visits with another person (e.g., at a park)

- Walks on a loose leash in a natural situation (not in a ring) — does not pull.

left turn
right turn
stop
fast and slow pace

- Walks on loose leash through a crowd:

at a show or in class, this item is tested in a real crowd, not in a ring
in the community, dog walks on sidewalk, through a crowd at a community fair, park, on a trail, through a busy hallway, etc.

- Dog walks past distraction dogs present; does not pull.

- This item may be tested along with #3 if there are dogs in the crowd, etc.

at a show or class, dog walks by dogs waiting in the crowd—dogs 2 ft. apart
in the community, dog walks by other dogs on a trail, sidewalk, in a hallway, etc.

- Sit — stay in small group (3 other people with dogs).

Owners and dogs are in an informal circle/square while owners have a conversation.
Dogs are all on the owner's left side, on leash; 3 ft. apart. (At least 30 seconds)

- Dog allows person who is carrying something (backpack, computer bag, etc.) to approach and pet it.

-“May I pet your dog?” (Item is placed on floor/ground before the person pets the dog)

-“Leave it.” Dog walks by food and follows owner instructions, “Leave it.”

This can be food placed by the evaluator on the floor or ground in a food dish with a wire cover as in Rally.

- Down or sit stay — distance (owner's choice).

- Dog is on 20–ft line, owner walks away with back to dog, picks up an item (e.g., backpack, training bag, clipboard, folder, etc.) placed on the floor/chair/ground by the evaluator and returns to the dog.

- Recall with distractions present (coming when called). Handler goes out 20–ft. **(off center) and calls dog.

- Dog is on the 20–ft. line from #8 above.

Events continued- Canine Good Citizen Advanced

- Dog will sit or stand stay (owner's choice) while owner enters/exits a doorway or narrow passageway.
- Owner may also choose to:
send the dog through first and have the dog wait for the owner, or
the owner may choose to have the dog go through the doorway at the owner's side.
Whichever method is used, the dog must not pull the owner and must be under good control. Think of the handler having the leash in one hand and a cup of coffee in the other.
- Doorway or gate can be real or simulated with ring gates, two chairs, or a natural passageway (e.g., entrance to trail in the community).

Trick Dog Titles (Note we will only offer tests through Advanced at Fun Day)

There are five AKC Trick Titles you and your dog can earn:

AKC Novice Trick Dog (TKN)- Your dog performs 10 skills from the Novice list. (see link to "Application" below for lists of skills). If a dog has a Canine Good Citizen (CGC) certificate or title on record at AKC, it can do 5 Novice tricks (CGC + 5) to earn the Novice title. See the list of tricks on the AKC web site.

AKC Intermediate Trick Dog (TKI) – Your dog must have the Novice title, plus perform 10 Intermediate tricks. See the list of tricks on the AKC web site.

AKC Advanced Trick Dog (TKA) – Your dog must have the Intermediate title, plus perform 10 tricks from the Advanced list. See the list of tricks on the AKC web site.

AKC Trick Dog Performer (TKP) – In this title, handlers perform a short routine with at least 10 tricks with at least 3 tricks using props. See the list of tricks on the AKC web site.

AKC Trick Dog Elite Performer (TKE) – In the highest level of Trick Dog, the Elite Performers perform a routine that has a story/script. At least 5 props are used. See the list of tricks on the AKC web site.

Therapy Dog Tested through Therapy Dog International

After passing the TDI test you may submit your form to TDI for a certificate. To get AKC Therapy Dog titles your dog must be certified and make a number of therapy dog visits. See the AKC web site for qualifications.

To see the Therapy dog testing requirements go to <http://www.tdi-dog.org/images/TestingBrochure.pdf>

Therapy Dog Titles:

AKC Therapy Dog Novice (THDN)

Must have completed 10 visits.

AKC Therapy Dog (THD)

Must have completed 50 visits.

AKC Therapy Dog Advanced (THDA)

Must have completed 100 visits.

AKC Therapy Dog Excellent (THDX)

Must have completed 200 visits.

AKC Therapy Dog Distinguished (THDD)

Must have completed 400 visits.

Training Tips from Ron Halling

Hi All,

Just a reminder with all of this ice. A friend of ours went out with her dog to potty it during the night. She fell breaking her femur. Not having her phone to notify her husband it took her so long to crawl back and into the house she was treated for frostbite.

If you don't take your phone someone should at least know you're going out. And dress for the weather.

Thanks,
The Team

**The next Socialization/Obedience Workshop
with Ron Halling & Lisa Veit is March 21 at the Animal Inn**

10 am sharp - lecture
11:15 hands-on class
12 pm Potluck lunch
1 pm activity class.

This month's afternoon class will continue to build on our advanced heeling and control. We'll also continue our "way of life" series preparing people for upcoming CGC and Therapy Dog testing coming up in June. This month we'll also do directed jumping and off-leash recalls.

If you're new to the workshops, please contact Ron to discuss which class is right for you and any issues ahead of time.



Ron Halling
hallings@frontiernet.net
612-720-1536

What Kind of Peanut Butter is Safe for Dogs?

Authored by Jason Nicholas, BVetMed ("Dr. J")

Do Not Give Your Dog This Type of Peanut Butter

It's no longer easy to say whether it's safe to give even a small amount of peanut butter to your dog. And there's a one-word answer as to why... Xylitol!

Xylitol is an increasingly common sugar-replacement sweetener that's in hundreds of products, including some brands of peanut butter. It's an "all natural" sugar substitute that's fine for people, but it's extremely poisonous to dogs and poisons thousands of dogs each year. We at Preventive Vet are happy to report that there has been an increase in awareness about xylitol - both in peanut butter and in the more than 700 other products xylitol is found in - and we have been able to influence some companies to change their labeling and warning practices. (Skip to the end of this article to see the progress made so far.) But there's still far-too-many people that remain unaware of the very severe danger that xylitol poses to dogs, and so we all must do everything we can to continue to raise awareness and affect the important changes that will save dog lives and dog lover heartbreak.

keto-friendly but Xylitol is deadly for dogs
Why Xylitol Is Dangerous to Dogs

Xylitol is a sweetener that's gaining in popularity because of its dental benefits for people as well as its suitability as a sugar substitute for people with diabetes. Yet thousands of dogs are accidentally poisoned by xylitol every year.

In fact, the toxic dose of xylitol in dogs is even less than chocolate! For example, as little as 1.37 grams of xylitol can cause a rapid drop in a dog's blood sugar ("hypoglycemia") and result in staggering, disorientation, collapse, and seizures in a 30-pound dog*. If a dog of the same size ingested 6.8 grams, it could be enough to cause a debilitating and likely deadly destruction of the dog's liver cells. Now consider that it would take about 22 times more (150 grams) dark chocolate to result in the same level of severe toxicity.

German Shepherd Herding Fun Day - May 24

Polly Simpson's
1479 200th Ave
New Richmond WI

\$15 or \$25 for 2 dogs.

Contact Julie Swinland to register

blackforestgsd@msn.com



GSDCMSP Scent Work Trial June 6-7




Entries for the random draw will be taken between March 30, 2020 at noon (Central Time, CT) and April 13, 2020 at 6:00 p.m. (CT). The drawing will be held April 14, 2020 at noon (CT) at 8752 37th Ave SE, Kandiyohi, MN. The closing date is May 20 at 6:00 p.m. (CT).

German Shepherd Fun Day June 14 Save the Date!

Lots of tests!

Therapy Dog International (TDI)
Farm Dog Certification
AKC Temperament Test
CGC/CGA Test
Trick Dog Test

New Title and Triple Title ribbons*



Vendors!

Food!

Demos!

Try new activities with your dog!

Agility

Nose Work

German Shepherds Only

Triple Title ribbons will be available to dogs who complete 3 or more titles at this event. Multiple titles in one area, for instance Trick Dog Novice and Trick Dog Intermediate or CGC and CGCA, count as one title in that area.

GSDCMSP Specialty Weekend - May 29-31

Conformation and Junior Showmanship
Barbeque

GSDCA Temperament Test after the show on May 31

Judges :

5/29: ----- Ken Tank

5/30 am: - Bob Drescher


5/30 pm: - Didier Ardoin

5/31 ----- Lamar Frederick



SOGGY

Sam, Saxony Bewitched CD CGC TT TC OFA, The inspiration for some of the Soggy cartoons. If this picture looks familiar you may have seen it in the German Shepherd book by Chris Walkowicz. It was a full page intro to the chapter on health and your German Shepherd.





Soggy was whelped in 1992 and became the Shep-O-Gram (SOG) mascot. This is a cartoon from 1993. It was based on the way my Sam (Saxony Bewitched CD) use to react when I got involved with computer work and she wanted to eat. She actually did climb on the chair and look over my shoulder. She was the inspiration of several of my Soggy cartoon strips.

SOGGY By Julie Swinland



More Barn Hunt/ Dock Diving





The German Shepherd Dog Club of Minneapolis and St. Paul MEMBERSHIP APPLICATION

Applicant Name (Please Print) _____ Date: _____

Address: _____ Phone: _____

City: _____ State: _____ Zip: _____

Email: _____

Please indicate the name(s) of any other dog clubs you belong to: _____

Number of German Shepherds you own: _____ Number of litters bred in the last two years: _____

PLEASE INDICATE (X) THE AREAS IN WHICH YOU MAY BE INTERESTED:

- Obedience: Rally: Confirmation: Agility: Herding: Breeding: Other (please specify): _____

I would be interested in helping with the following activities:

- Specialty Shows & Trials: Fun Matches: Programs: Sleep-O-Gram: Training:
Hospitality: Fundraising: Fun Day: State Fair:

PLEASE INDICATE HOW YOU HEARD ABOUT THE CLUB:

- Breeder: Club Member: Facebook: Training: Rescue: State Fair: Friend:
Show/Trial: Fun Day: Socialization/Obedience Workshop: Vet:

I HEREBY MAKE APPLICATION TO THE ABOVE CLUB AND AGREE TO BE GOVERNED BY ITS BY-LAWS.

APPLICANT SIGNATURE: _____ DATE: _____

MEMBER PROPOSED BY: _____

This application must be accompanied by a check for one year's dues and signed by a current club member sponsor. Dues are \$25 for a single membership or \$30 for a couple. Please make checks payable to the GSDC of Mpls & St. Paul. Return this application at a training class or club meeting or mail with check to:

Please direct any questions to _____

To be completed by Membership Chair:
Date Dues Paid: _____ Check: Cash: Club cash box: Online: Mailed with Application:
Applicant's name added to membership list:



German Shepherd Dog Club of America, Inc. Application for Membership

There are two types of membership. **Regular Members:** Minimum age of 18 years. Must be in good standing with AKC. Applicant (and renewing members) agrees to abide by the GSDCA by-laws and the Rules and Regulations of the American Kennel Club. Two endorsements by current members must be provided by new applicants. Applicant's name will be published in the *German Shepherd Dog Review*. Provided no objections have been filed within 30 days of publication in the *Review*, applicant will be notified that he/she is eligible for all privileges including the right to vote. **Junior Members:** Must be 10 years of age and not more than 18 years of age and shall subscribe to the same criteria as Regular Membership with the exception of the requirement to pay dues. Junior members cannot vote, hold office, or serve on committees other than Junior committees.

To apply and pay **ONLINE** with a credit card, please go to gsdca.org/join-the-gsdcaapply-online. You can **MAIL** this form to Laura Gilbert, 557 Dunning Lane, Chesapeake, VA 23322

Circle Your Desired Membership Type:

Membership Category	Delivery	One Year	Three Year	Five Year
Single	Online only	\$45	\$130	\$215
Single	Print & online	\$75	\$215	\$355
Family	Online only	\$70	\$200	\$335
Family	Print & online	\$115	\$325	\$545
		Additional delivery charges		
		Delivery in poly wrap: \$5.00		
		1st Class delivery: \$36.00		
		Outside United States: \$24.00		

Membership Information (please print) Last Name: _____ First Name: _____ Middle Initial: _____

Date of Birth: _____ (Juniors Only)

Address: _____

City: _____ State: _____ ZIP/Postal Code _____

Country: _____ Telephone: _____ Email: _____

For **FAMILY Memberships, provide 2nd member information.** (Family membership is defined as 2 people living in the same household -- principal & one other person).

Last Name _____ First Name: _____ Middle Initial: _____

Telephone _____ Email: _____

What activities do you enjoy with your **GSD**? (Circle all that apply) Agility Confirmation Herding

House Pet Obedience Rally Schutzhund/Working Dog Sport Tracking Other

Endorser 1 Printed Name & Signature _____

Endorser 2 Printed Name & Signature: _____

Applicant/ Member Signature: _____ Date: _____

Club Events Calendar

March 21 Ron Halling Workshop -Animal Inn
March 27-29 GSDCMSP Agility Trial- On The Run

April 10 and 17 No Training
April 24 Membership Meeting -Animal Inn

May 22 AKC Temperament Test Practice 7:30
May 24 Herding Fun Day - Polly Simpson's
May 29-31 Specialty shows - Farmington

June 6-7 GSDCMSP Scent Work Trial - Hopkins
June 14 GSD Fun Day Animal Inn
June 19-20 Obedience/Rally Trial -Animal Inn

Sept 19-20 GSDCMSP Herding Trial and Farm Dog Certification - Polly Simpson's

GSDCMSP Class Schedule:

PLEASE Watch for updates and closing.

Ring 3

Rally Julie Swinland6:00-7:20

Conformation Ginny Altman.....7:30

Rally and Conformation continue while we work on recruiting and training new obedience trainers. If you are interested in learning to train or know someone who is, please contact:

Ron Halling
hallings@frontiernet.net
612-720-1536

Litter Announcement

Puppies at 5 weeks.

Kubistraums“Rowdy” ex “Tahoe”

**DAE Ch. KubistraumsFree for All, HT, TC
RI, BN, TC, ROM**

OFA GS94876E28F & EL33995F28

1 male, 5 females whelped 2/01/2020

LitterBreeders/Owners: Verna Kubik & Virginia Bailey

715-549-6365 vmk4gsds@disup.us

DAE Ch. KubistraumsTahoe II, PT,

OFA GS94876E28F & EL33995F28



Pink F



Rainbow F



Pink White and Purple Females



White F



Purple F



Red F



White F